

EPILEPSY/EEG ACCESSORIES

Electro-Caps

The Electro-Cap is designed to make electrode application quick and easy. The cap is made of stretch fabric with pure tin electrodes positioned to the International 10-20 method of electrode application for EEG and C3, Cz, C4, O1, Oz, O2 and ground for EP. Ear electrodes feature spring-clip leads (sold in a package of 2). Electro-Cap Electrode Gel helps eliminate high impedance and artifact when using the Electro-Cap system. The 16 gauge blunted needle is used to dispense electrode gel into the electrodes. The body harness secures the cap during testing. The electrode board adapter converts the electrode cap connector to individual electrode connectors for use with any EEG instrument. The CG headbox adapter is used to adapt the caps 25 pin connector to the 50 pin headbox connector.

The complete system consists of the following:

- Large Cap
- Medium Cap
- Electrode Board Adapter
- Medium Body Harness
- 2 Quick Insert Electrodes
- Ear Electrodes (pair)
- Disposable Sponge Disks (1 pkg)
- 2 Needle/Syringe Kits
- 2 Electro-Gel (16 oz.)
- Tape Measure
- Ivory Liquid (12 oz.)
- Instruction Manual



Electro Cap	System	X-Small	Small	Medium	Large
EEG	101501	101511	101521	101531	101541
EP	101505	101515	101525	101535	101545
64 Channel	101506	101516	101526	101536	101546
128 Channel	101508	101518	101528	101538	101548

Description	Part No.
Electro-Cap Ear Clip Electrodes 122cm — 48" (pair)	101235
Electro-Cap Ear Clip Electrodes 9cm — 3 1/2" (pair)	101237
Electro-Cap Electrode Board Adapter	401515
Electro-Cap Quick Insert Replacement Electrode	101555
Electro-Cap Disposable Sponge Disks (100/pkg)	101599
Electro-Cap Electrode Gel 1 Gallon	103333
Electro-Cap Electrode Gel 454g — 16 oz.	101334

Description	Part No.
Electro-Cap Body Harness Small (53-76cm – 21-30")	109701
Electro-Cap Body Harness Medium (76-112cm – 30-44")	109703
Electro-Cap Body Harness Large (112-132cm – 44-52")	109702
Electro-Cap Electrode CG Headbox Adapter	401300
Special Blunted Needle 16 gauge (100/pkg)	103733

To Order Call 1-800-456-5205

Bio-logic[®]
SYSTEMS CORP

EPILEPSY/EEG ACCESSORIES

Quick Boxes and Cables

Gamma Quick Disconnect Headbox

The small, quick disconnect headbox extends from the existing headbox for easy detachment and improved mobility. (580-SQBSCG) **204315**



Gamma Quick Disconnect Box Cables

Description	Part No.
Quick Disconnect Headbox Cable 6' (541-50MF06)	314300
Quick Disconnect Headbox Cable 25' (541-50MF25)	314305
Quick Disconnect Headbox Cable with Push Button 6' (580-CGEVQD-006)	310605
Quick Disconnect Headbox Cable with Push Button 25' (580-CGEVQD-025)	310610

Standard Gamma Headbox Cables

Description	Part No.
Ceegraph Headbox Cable 25' (541-SLPX25)	310425
Ceegraph Headbox Cable 50' (541-SLPX50)	310450
Ceegraph Headbox Push Button Cable (not using Quick Box) 6' (580-CGEVPB-006)	310906
Ceegraph Headbox Push Button Cable (not using Quick Box) 25'	310925

Plenum Gamma Headbox Cables

Description	Part No.
Ceegraph Plenum Headbox Cable 50" (580-PLX050)	310404
Ceegraph Plenum Headbox Cable 75' (580-PLX075)	310405
Ceegraph Plenum Headbox Cable 100' (580-PLX100)	310406

Netlink Quick Disconnect Headbox

The small, quick disconnect headbox extends from the existing headbox for easy detachment and improved mobility. (580-QCBG2A) **204035**



Standard Netlink Headbox Cables

Description	Part No.
Netlink Headbox Push Button Cable 25' (580-NETPBT)	310501
Netlink Headbox Photic Strobe Cable 25' (580-NETPHO-025)	310505
Netlink – Headbox Cable 10' (541-ETH010)	310510
Netlink – Headbox Cable 25' (541-ETH025)	310515
Netlink – Headbox Cable 100' (541-ETH100)	310520

Description	Part No.
Netlink Quick Disconnect Headbox Cable 6' (541-NETQC1-006)	310100
Netlink Quick Disconnect Headbox Cable 25' (541-NETQC1-025)	310105

To Order Call 1-800-456-5205

EPILEPSY/EEG ACCESSORIES

Quick Boxes and Cables

CXL Quick Tilt Headbox 32 Channels

The small, quick tilt headbox extends from the existing headbox for easy detachment and improved mobility. The electrodes are positioned on an angle for a lower profile. (580-QDH321)


204032



CXL Quick Tilt Headbox 64 Channels

The small, quick tilt headbox extends from the existing headbox for easy detachment and improved mobility. The electrodes are positioned on an angle for a lower profile. (580-QDH641)

204064



Standard 32 to 128 Channel CXL Headbox Cables

Description	Part No.
CXL Headbox Push Button Cable 25' (580-CXLEV2)	310800
CXL Headbox Photic/Push Button Cable 25' (580-CXLES2)	310805
CXL Headbox Network Cable 25' (580-ETHRC2)	310810

Description	Part No.
CXL Quick Tilt Headbox Cable 25' (541-CXLQC1)	310225

Netlink Quick Tilt Cables

Description	Part No.
Netlink Quick Tilt Cable 6' (541-NETQC1-006)	310100
Netlink Quick Tilt Cable 25' (541-NETQC1-025)	310105

Gamma Quick Tilt Box

The small, quick tilt headbox extends from the existing headbox for easy detachment and improved mobility. The electrodes are positioned on an angle for a lower profile. (580-QDH32G)

204025



Description	Part No.
Quick Tilt Headbox Cable 6' (541-50MF06)	310600
Quick Tilt Headbox Cable 25' (541-50MF25)	310625
Quick Tilt Headbox Cable with Push Button 6' (580-CGEVQD-006)	310605
Quick Tilt Headbox Cable with Push Button 25' (580-CGEVQD-025)	310610

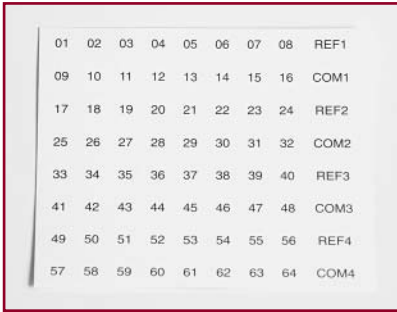
To Order Call 1-800-456-5205

Bio-logic
SYSTEMS CORP

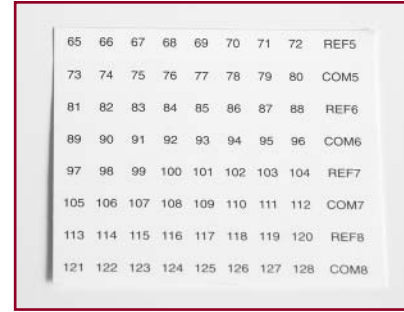
EPILEPSY/EEG ACCESSORIES

Quick Tilt Labels

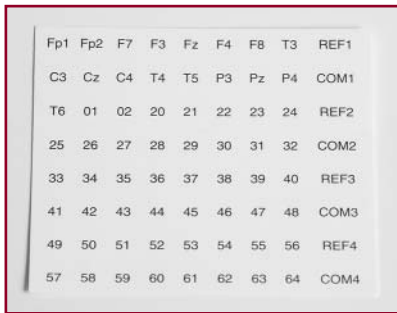
Disposable labels for use with 32 and 64 channel Quick Tilt Headboxes. Three different pre-defined montages, as well as blank labels are available.



106064



106066



106065



106067


Precision Calibrator

Supplies a known signal for calibration.
403005



Ceegrath Impedance Adapter

The impedance adapter attaches to the front of the headbox and is used for headbox diagnostics.



Description	Part No.
24 Channel	401124
32 Channel	401125

VHS Tape

Super VHS Black T160.
131001



EEG Headbox Stand

Portable, five locking wrin casters adjustable to 58" in height with accessories storage basket.
512000

To Order Call 1-800-456-5205